

# Slough Group of Grammar Schools Entrance Test Familiarisation Booklet

## Information

This familiarisation booklet is designed to inform parents and candidates about the Entrance Test in order to:

- Give a feel for the appearance of the actual assessment
- Introduce some of the symbols and phrases used in the assessment
- Inform parents and candidates of the invigilation procedure
- Indicate the range of disciplines that will be tested
- Highlight the range of answer formats used in the assessment.

This booklet also includes examples to indicate the range of skills required to complete the assessment and the manner in which questions are answered. This familiarisation booklet is NOT definitive and the inclusion of any question types does not guarantee that they will be found in the final assessment.

**Please note:** There are no practice test papers for this assessment: resources available in bookshops or on the internet are not genuine CEM resources. This familiarisation booklet is the only official CEM 11+ resource available for this assessment.

## Information about the answer sheets

- The answer sheet that you will complete in the assessment will be scanned by a computer and therefore it is very important that you complete your answers by drawing a line clearly through the answer box.
- Please read the instructions on page 2 carefully and ensure that you complete your answers on the answer sheet correctly.


## Information about the question booklets

- The page number is in the top corner of each page.
- The title of each section is provided on the top line of each page.
- The timings for each section are shown on the example pages.

Instructions at the bottom of the pages inform you:


- If you can continue to the next page
- When you should wait for instructions before you turn the page
- When you have reached the end of a section and you should wait for instructions.

The following symbols and phrases are used in the assessment question booklets.



**Symbol Description:**

Time allowed for the section.



**Symbol Description:**

Go to the next page.



**Symbol Description:**

Do not turn the page until you are told to do so.



**Symbol Description:**

Stop working and await instructions.

## The testing process

- There are two papers, each administered in about one hour.
- Instructions are provided by a prepared audio soundtrack.
- Before the assessment begins, candidates are asked to write their full name on their question booklet.
- Candidates are asked to check that their personal details on the front page of their answer sheet, including date of birth, are correct and to write their full name in the box provided. Candidates are asked to raise their hand to notify an invigilator if there are any corrections to be made.
- Each paper comprises several individually timed sections.
- There are examples describing how to answer the questions at the start of each section.
- Example questions are numbered using Roman numerals from i up to vi. The numbers are pronounced on the audio soundtrack as follows:

**i means one    ii means two    iii means three    iv means four    v means five    vi means six**

- Within each section, candidates can refer back to the examples page as often as they wish.
- Before each section starts, candidates will be told the time available for the section.

## Equipment required for the assessment

- Candidates will need an HB pencil, an eraser and a pencil sharpener.


Candidates will **NOT** be allowed to use the following:

- A ruler, a calculator, scrap paper, a protractor, mobile phone, recording equipment or study notes.

## Answering the questions


- All answers are to be completed on the **separate answer sheet**. Answers should **not** be written on the question booklet. Question booklets will not be marked.
- Mark your answer by drawing a line clearly across the appropriate box.
- Mark only one answer for each question. The right and wrong ways to answer the questions are shown below:

**The RIGHT way to mark your answers on the answer sheet**




is the **RIGHT** way


**The WRONG way to mark your answers on the answer sheet**



is the **WRONG** way



is the **WRONG** way



is the **WRONG** way

- The right way to mark your answer sheet, as shown above, is to draw a straight line all the way across the box. It is important that you do not mark your answers in any other way as the computer will only be able to scan an answer which has been marked in this way.
- Candidates will be given a reminder of the right way to mark their answers at the top of their answer sheet.
- Always use an HB pencil to answer the questions. Rub out any errors, do not cross them out.
- Candidates can use the question booklet for rough working, but should not write any working out on the answer sheet.
- Candidates should attempt to answer as many questions as they can. If they find a question that they cannot answer, they should move on to the next question until they reach the end of the section.
- If there is time left at the end of a section, candidates should go back and answer any questions they have missed, but within that section only.

Candidates can use the example answer sheet on page 7 to answer the following questions.

## Questions that test Verbal Ability

### Reading

In each of the following sentences, there is a word missing. Please complete each sentence by selecting one word from the options A-E. Mark your answer on the answer sheet.

|       |       |        |       |         |
|-------|-------|--------|-------|---------|
| A     | B     | C      | D     | E       |
| quiet | visit | people | hotel | tourist |

Buckingham Palace is one of the most famous **Example i** attractions in London.

The correct answer is E, tourist. The answer E has been marked for you on the answer sheet on page 7.

|          |        |           |      |      |
|----------|--------|-----------|------|------|
| A        | B      | C         | D    | E    |
| demolish | notice | celebrate | find | show |

Alisha was organising a surprise party to **Question 1** Grandpa's birthday.

Mark your answer on the answer sheet.

### Comprehension

Carefully read through the passage of writing and answer the questions that follow. Mark your answer on the answer sheet by choosing one of the options A-D.

Mother's Day probably has its origins in Greek or Roman times. In more recent centuries, it has marked occasions when servants were granted an afternoon off work to visit their mothers. A commercial element has added a contemporary twist to the tradition with the advent of Mother's Day cards.

#### Example i

When does the passage suggest that the tradition of Mother's Day began?

- A** No-one can guess when it may have started.
- B** It is a modern invention.
- C** It is likely to date back to Ancient Rome or Greece.
- D** Last century, when servants were given time off work to see their mothers.

The correct answer is C. The answer C has been marked for you on the answer sheet.

**1** What does the author say about the effect of Mother's Day cards on this tradition?

- A** They provide a money-making opportunity.
- B** They have brightened up the celebrations.
- C** They have twisted the real meaning of Mother's Day.
- D** They are not necessary for this historic celebration.

Mark your answer on the answer sheet.

## Word Choice

Select the word that means the **OPPOSITE** of the word on the left. Mark your answer on the answer sheet by choosing one of the options A-E.

### Example i

|       |      |        |          |       |
|-------|------|--------|----------|-------|
| A     | B    | C      | D        | E     |
| cheap | tiny | lively | terrible | happy |

enormous

The correct answer is B, tiny. The answer B has been marked for you on the answer sheet.

### 1 adore

|         |        |       |        |       |
|---------|--------|-------|--------|-------|
| A       | B      | C     | D      | E     |
| despise | insist | avoid | finish | shout |

Mark your answer on the answer sheet.

### 2 decline

|         |          |         |        |         |
|---------|----------|---------|--------|---------|
| A       | B        | C       | D      | E       |
| believe | discover | control | accept | suggest |

Mark your answer on the answer sheet.

## Questions that test Numerical Ability

### Maths 1

#### Example i

Jane is driving from Manchester to Birmingham, when she sees a road sign.

The road sign says

|                            |
|----------------------------|
| <b>Birmingham 49 miles</b> |
|----------------------------|

The distance from Manchester to Birmingham is 87 miles. How many miles has she already driven?

The answer is 38. The answer 38 has been completed for you on your answer sheet.

The number 38 is written in the top boxes and the corresponding digits are marked below.

**1** In a survey of Year 6 pupils, 25% said their favourite colour was red. If 16 pupils said red, how many pupils are there in Year 6?

Complete the answer on the answer sheet.

**2** I think of a number  $N$ . I add 5 to  $N$  and then multiply the answer by 3. The result is 84. What is the number  $N$  that I first thought of?

Complete the answer on the answer sheet.

## Maths 2

### Sports Day

| Name     | Gender | 100m race<br>Time (seconds) | Ball throw<br>Distance (metres) |
|----------|--------|-----------------------------|---------------------------------|
| Kirsty   | Girl   | 25                          | 2.5                             |
| Tariq    | Boy    | 18                          | 3.1                             |
| James    | Boy    | 21                          | 3.4                             |
| Jade     | Girl   | 23                          | 2.8                             |
| Samantha | Girl   | 27                          | 3.6                             |

| A      | B     | C     | D    | E        |
|--------|-------|-------|------|----------|
| Kirsty | Tariq | James | Jade | Samantha |

### Examples i and ii

**Example i** threw the ball the furthest distance and **Example ii** threw the ball the shortest distance.

The correct answer for **Example i** is E, Samantha.

The answer E has been marked for you on the answer sheet.

The correct answer for **Example ii** is A, Kirsty.

The answer A has also been marked for you on the answer sheet.

### Questions 1 and 2

Now complete the following questions, taking care that you mark your answers on the answer sheet on a separate line for each question number.

**Question 1** was the fastest girl and **Question 2** was the fastest boy in the 100m race.

Mark your answers on the answer sheet.

## Questions that test Non-verbal Ability

### Pictures

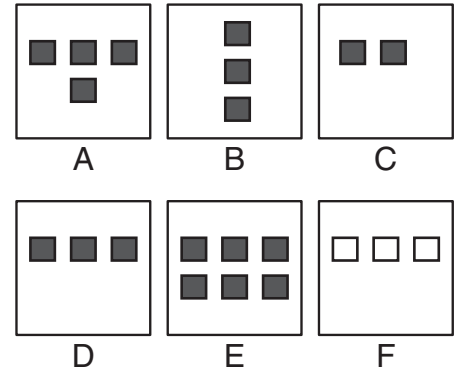
There is a set of pictures on the left with a missing picture shown by a question mark. Pick one of the pictures from the right to complete the set.

#### Example i




The correct answer is D.

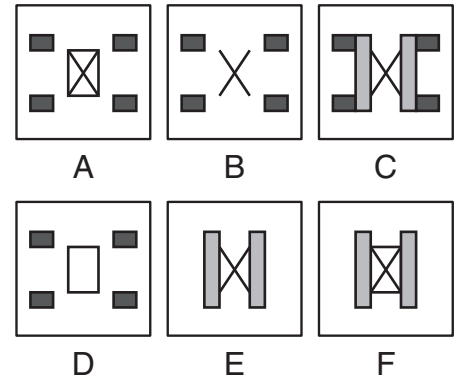
The answer D has been marked for you on the answer sheet.



#### Example ii



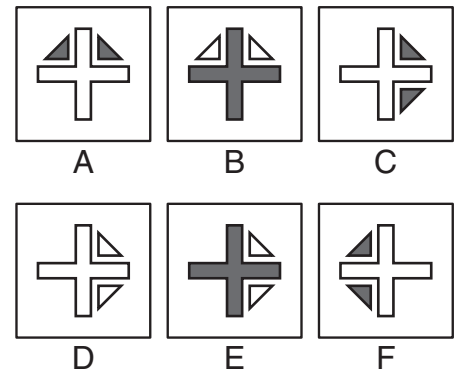
The correct answer is B.  
The answer B has been marked for you on the answer sheet.



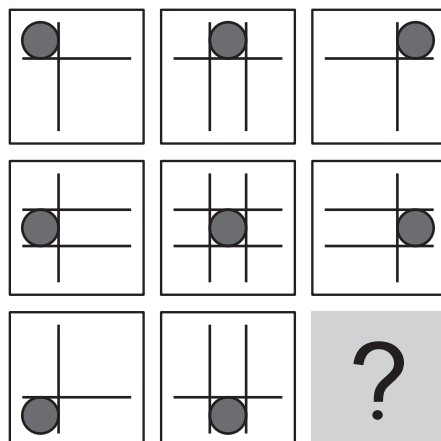
### 1



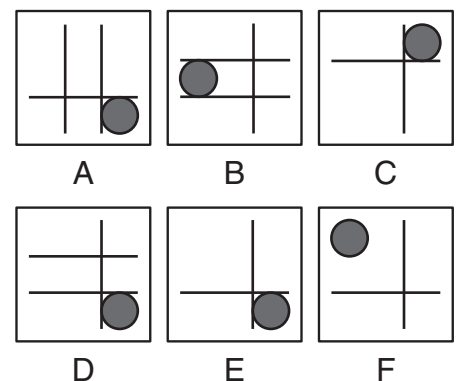
Mark your answer on the answer sheet.



### 2



Mark your answer on the answer sheet.



# Entrance Assessment



Centre for Evaluation & Monitoring

Exam No: 12345678

DfE Number: 1234567

Name: Forename (s) Surname

Date of Birth: DD/MM/YYYY

Date of Test: DD/MM/YYYY

Current School: School Name

Session: Room and time

Please write your name here:

Do not write outside the box.

### Instructions

1. Check that you are marking the answer for the correct question number.
2. Mark ONE answer only for each question in your test booklet.
3. Use an HB pencil and rub out any errors thoroughly.

Remember, you **must** mark the answers the **RIGHT** way like this: ~~A~~ For example: ~~A~~ B C D

### Reading

#### Example

i A B C D ~~E~~ page 3

#### Question

1 A B C D E page 3

### Comprehension

#### Example

i A B ~~C~~ D page 3

#### Question

1 A B C D page 3

### Word Choice

#### Example

i A ~~B~~ C D E page 4

#### Questions

1 A B C D E page 4

2 A B C D E

Remember to mark your answer in the boxes.

This is how you should complete your answer.

### Maths 1

#### Example

i 

|              |   |
|--------------|---|
| 3            | 8 |
| 0            | 0 |
| 1            | 1 |
| 2            | 2 |
| <del>3</del> | 3 |
| 4            | 4 |
| 5            | 5 |
| 6            | 6 |
| 7            | 7 |
| 8            | 8 |
| 9            | 9 |

page 4

#### Questions

1 

|   |   |
|---|---|
|   |   |
| 0 | 0 |
| 1 | 1 |
| 2 | 2 |
| 3 | 3 |
| 4 | 4 |
| 5 | 5 |
| 6 | 6 |
| 7 | 7 |
| 8 | 8 |
| 9 | 9 |

page 4

2 

|   |   |
|---|---|
|   |   |
| 0 | 0 |
| 1 | 1 |
| 2 | 2 |
| 3 | 3 |
| 4 | 4 |
| 5 | 5 |
| 6 | 6 |
| 7 | 7 |
| 8 | 8 |
| 9 | 9 |

### Maths 2

#### Examples

i A B C D ~~E~~ page 5

ii ~~A~~ B C D E

#### Questions

1 A B C D E page 5

2 A B C D E

Remember to check the question number when marking your answer.

### Pictures

#### Examples

i A B C ~~D~~ E F page 6

ii A ~~B~~ C D E F

#### Questions

1 A B C D E F page 6

2 A B C D E F

The correct answers are printed on the reverse of this answer sheet.

## Frequently Asked Questions

### What should I do if I make a mistake when completing the answer sheet?

- If you change your mind about an answer, rub it out thoroughly and mark your new answer clearly.
- If you have mistakenly marked your answers on the wrong question numbers or if you have completed the wrong section, please raise your hand and a teacher or invigilator will advise you.
- You will not be given extra time to correct mistakes.

### For questions like those in the Maths 1 section, do I need to mark my answer as well as writing the numbers?

- Yes, it is very important that you mark the boxes, as it is the marks which will be scanned by a computer.

### For questions like those in the Maths 1 section, does it matter which column I write and mark my answer in?

- Yes, when you answer questions like these, please make sure that you answer in tens and units. For example, if you wanted to write the answer '8', you would need to write '08' in the top boxes and mark the digits in the boxes underneath.



### If a question has two or more parts, do I mark my answer on the same line on the answer sheet?

- No, on the answer sheet, each question has a separate question number. On the answer sheet you need to mark your answer for each part next to its corresponding question number, as shown in the Maths 2 section.
- Please take care when marking your answers on your answer sheet. Make sure you mark your answer on the line that matches the question number and mark only one answer per line.

| Maths 2   |                          |                                     |                          |                                     |                                     |
|---|--------------------------|-------------------------------------|--------------------------|-------------------------------------|-------------------------------------|
| Examples <span style="float: right;">page 5</span>  |                          |                                     |                          |                                     |                                     |
| i   | <input type="checkbox"/> | <input type="checkbox"/>            | <input type="checkbox"/> | <input type="checkbox"/>            | <input checked="" type="checkbox"/> |
| ii  | <input type="checkbox"/> | <input checked="" type="checkbox"/> | <input type="checkbox"/> | <input type="checkbox"/>            | <input type="checkbox"/>            |
| Questions <span style="float: right;">page 5</span> |                          |                                     |                          |                                     |                                     |
| 1   | <input type="checkbox"/> | <input type="checkbox"/>            | <input type="checkbox"/> | <input checked="" type="checkbox"/> | <input type="checkbox"/>            |
| 2   | <input type="checkbox"/> | <input checked="" type="checkbox"/> | <input type="checkbox"/> | <input type="checkbox"/>            | <input type="checkbox"/>            |
| 3   | <input type="checkbox"/> | <input type="checkbox"/>            | <input type="checkbox"/> | <input type="checkbox"/>            | <input type="checkbox"/>            |
| 4   | <input type="checkbox"/> | <input type="checkbox"/>            | <input type="checkbox"/> | <input type="checkbox"/>            | <input type="checkbox"/>            |

Remember to check the question number when marking your answer.

← Answer to question 1

← Answer to question 2

## Answers

| Reading | Comprehension | Word Choice | Maths 1 | Maths 2 | Pictures |
|---------|---------------|-------------|---------|---------|----------|
| 1. C    | 1. A          | 1. A        | 1. 64   | 1. D    | 1. C     |
|         |               | 2. D        | 2. 23   | 2. B    | 2. E     |