



1



2

## Who is here?

Mr Constable (Headteacher)  
 Mrs Jenkins (Lead Practitioner)  
 Ms McBride (ICT Project Manager)  
 Mr Mace (Assistant Headteacher)  
 Mr Botha (Business Manager)  
 Paula Jeffery (Jigsaw24)  
 Kim Plumb (CHG)

Vrishank  
 Manika  
 Ajay  
 Ranveer. all year 9

3

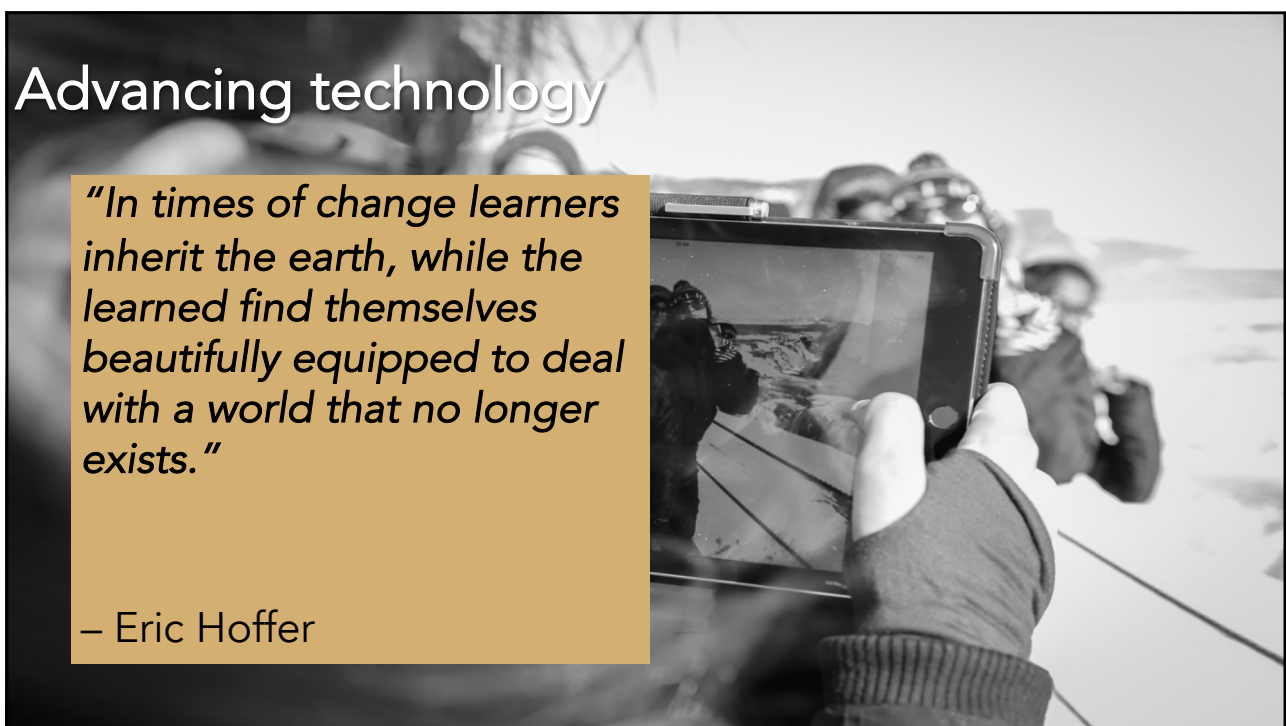


4





5



6

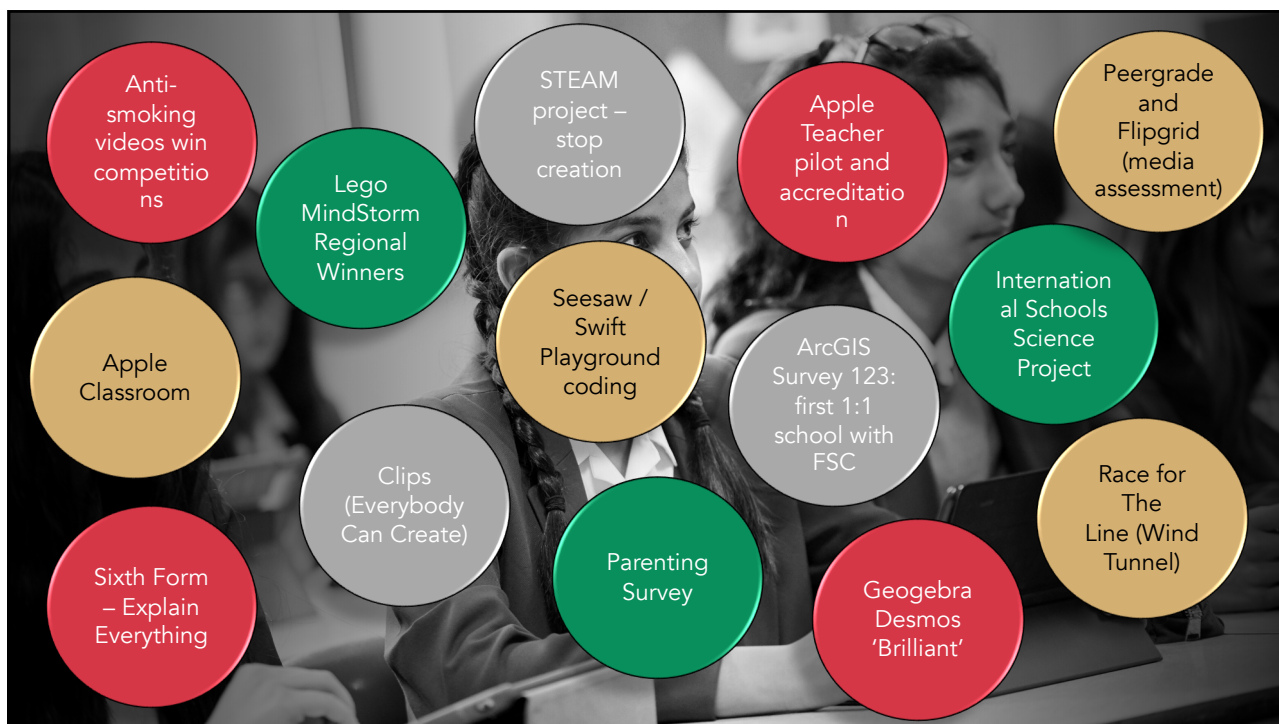


7



8





9



10

## Remembering...

### Each morning...

- Is the iPad charged?
- Is there enough memory?
- Is it in a case?
- Is it definitely inside your bag?
- Is homework uploaded?
- In the correct format?

### Our behaviour incentives...

- Recorded on ClassCharts
- Followed up by parents, form tutor, phase leaders, or within subjects.

### Safeguarding

- Further Restrictions

11

## Routines...

### Each lesson

- First use determined by the teacher
- Necessary apps installed for lessons on that day
- Social media contract

### Each subject

- Compatibility is.....
  - Student's responsibility for their work – PDF / Showbie
  - Teacher's responsibility for their work – e.g. Keynote

12



## Rights & Responsibilities

Around school and during PE	Lunch	On the way home
<ul style="list-style-type: none"> <li>• Lock away before PE</li> <li>• Always keep in the provided case</li> <li>• Pin-code</li> <li>• No headphones around school</li> </ul>	<ul style="list-style-type: none"> <li>• Lockers</li> <li>• Not on the field</li> <li>• Taking care when playing football or near windows.</li> </ul>	<ul style="list-style-type: none"> <li>• In your bag</li> <li>• Devices are only insured in school / out and abroad if they're kept in the case</li> </ul>

13

## At home:



- What restrictions will you place?
- What WiFi filter will you use?
- How will you stop VPNs?
- Do you have a home use policy on your broadband provider?
- Do they have a personal iTunes account under 13?
- Share; don't lock out – open space
- Keep a balance – 'screen time'

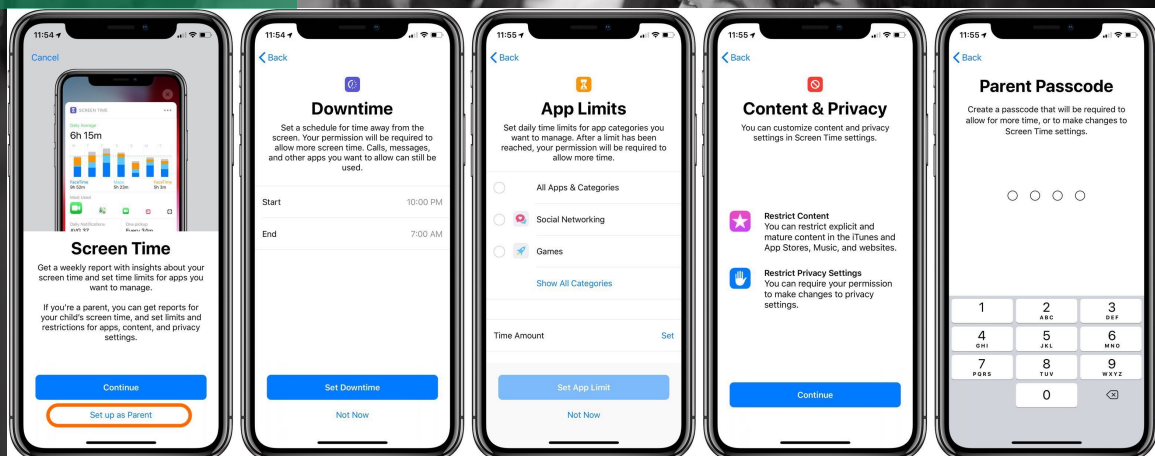
14

At home:

jamf | PARENT

15

ScreenTime

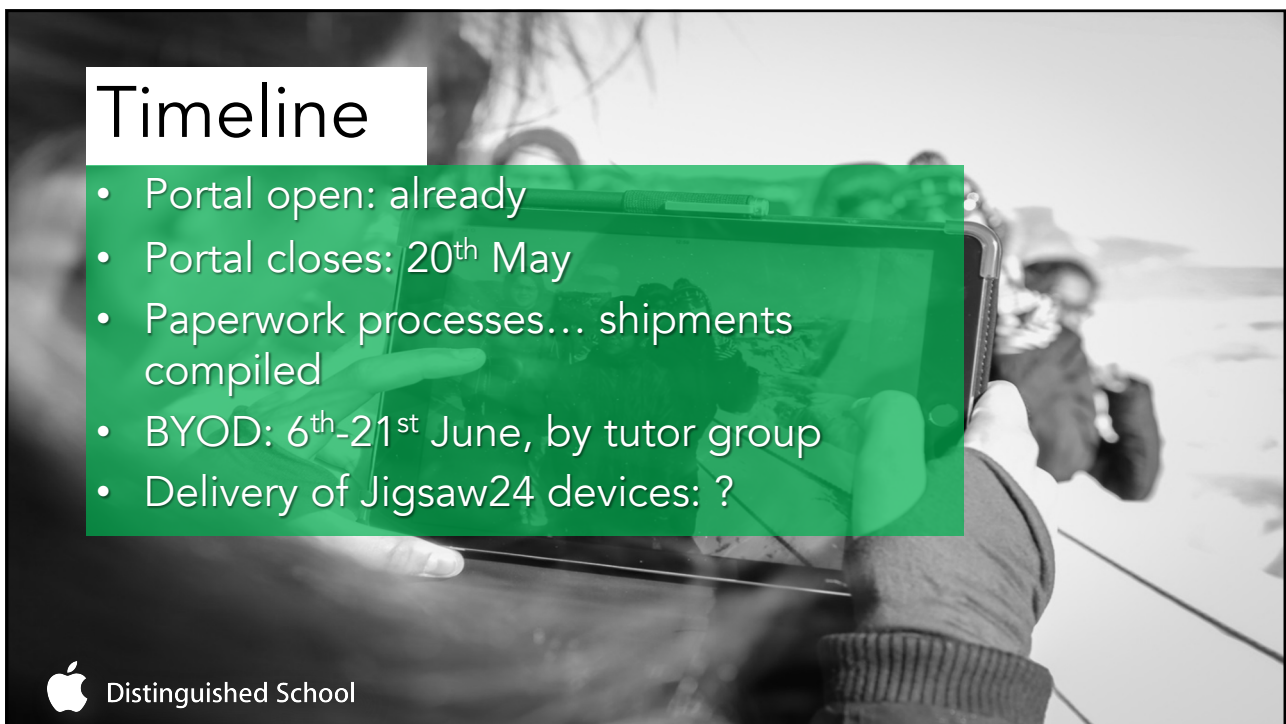


16





17



18



C3PdeO

Langley Grammar wants to use iPads to

- Create Challenge
- By challenging students to Create
- So they learn to be 'Corporate' (ready for the business world)

19



Are Samsung tablets suitable?

20



# Why the iPad?

Practicality	Functionality	Learning Potential
Cost effective	Mobile	Vast array of apps
<b>Relatively virus free</b>	<b>Creative media tools</b>	Subject-specificity
Historical compatibility	Collaboration	<b>Classroom / MDM</b>
<b>Apple certified Apps</b>	Intuitive	iBooks
Robust	Camera and video	AppleTV
8-10hr battery life	Student response	<b>Mobility</b>
	Access to research resources	Seamless ICT incorporation

21

The image shows a MacBook Pro and two iPads. The MacBook Pro screen displays the Apple Schoolwork interface with a 'Manage your resources' section. The iPad on the left shows the Apple Classroom interface with a grid of student avatars. The iPad on the right shows the Apple Schoolwork interface with a 'Classes' section and a 'Due Next 7 Days' section.

## Apple Schools Manager

- Apple Classroom
- Apple Schoolwork

22